


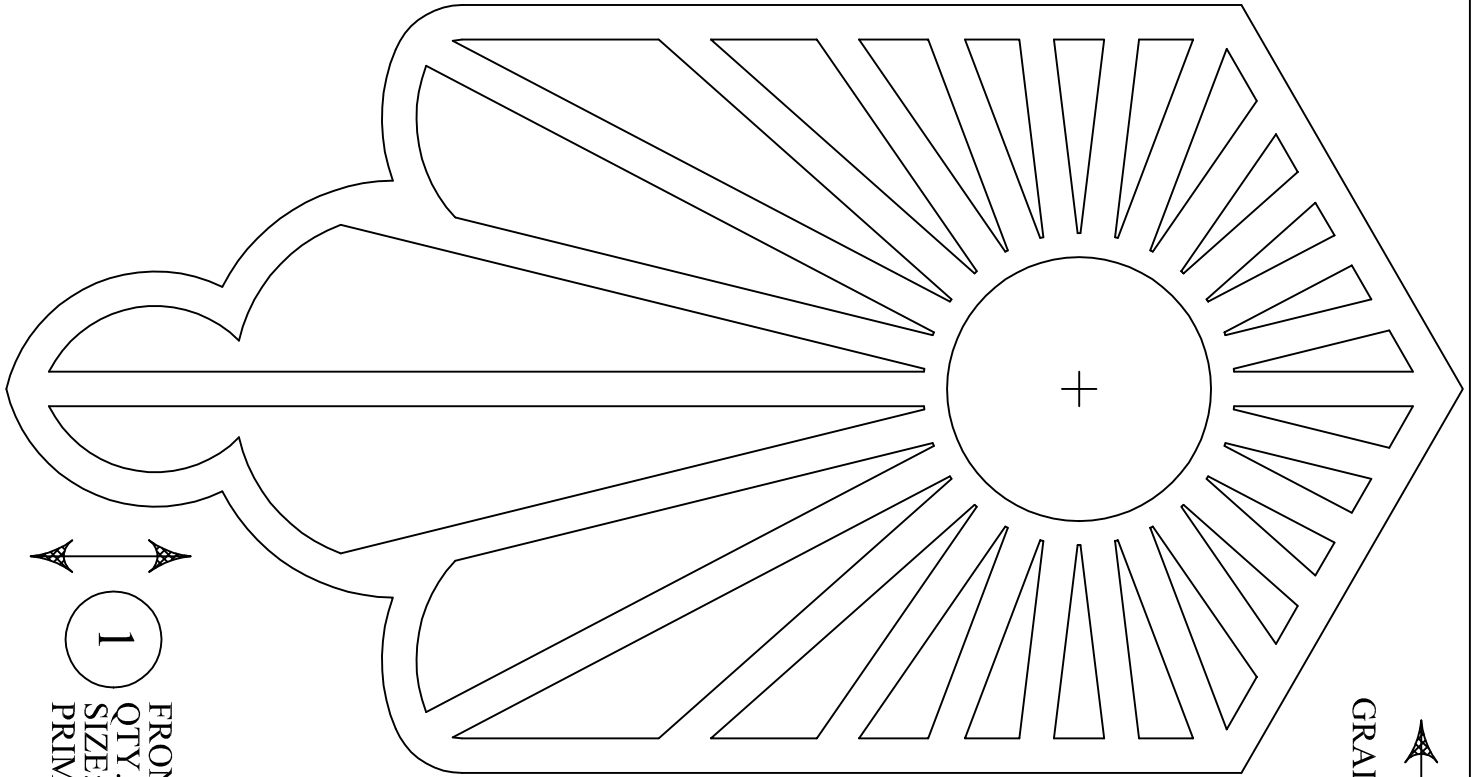
APPROX. SIZE: 2 1/4" D x 7 3/8" W x 9 3/4" T

NOTES:

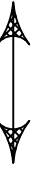
- 1.) THIS IS DESIGNED TO USE AN 1 7/16" DIA. MINI INSERT WHICH REQUIRES AN 1 3/8" DIAMETER HOLE.
- 2.) WOOD SOURCES
 METRO HARDWOODS INC. www.metrohardwoodsinc.com
 SLOAN'S WOODSHOP www.sloanswoodshop.com
 OCOOCH HARDWOODS www.occoochhardwoods.com
- 3.) CLOCK HARDWARE SOURCES
 THE ART FACTORY www.theartfactory.com
 KLOCKIT www.klockit.com
 WILDWOOD DESIGNS www.wildwooddesigns.com

Designed By: D. WILCKENS	Title: THE HOLIDAY 2015 MINI CLOCK
Date: 12/27/16	Scale: 5 / 8
COPYRIGHT © ALL RIGHTS RESERVED	Drawing #: WW-0626
	Sheet 1 of 3



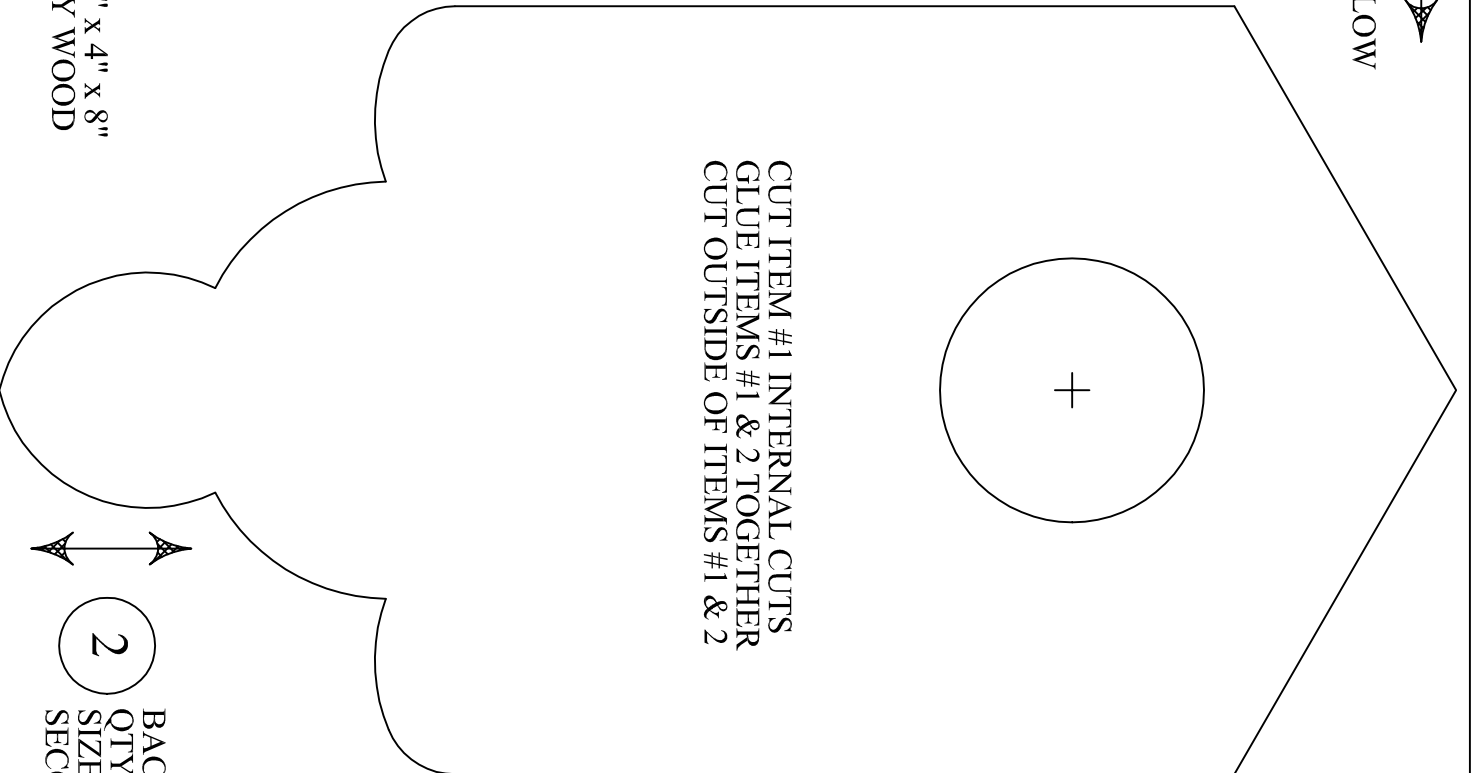



GRAIN FLOW



1


FRONT
QTY.: 1
SIZE: 1/4" x 4" x 8"
PRIMARY WOOD



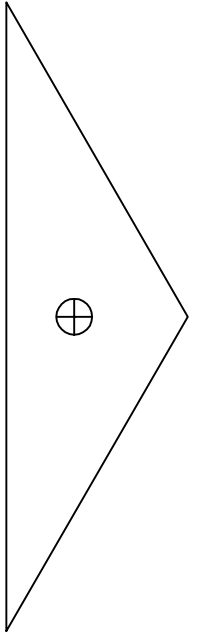
CUT ITEM #1 INTERNAL CUTS
GLUE ITEMS #1 & 2 TOGETHER
CUT OUTSIDE OF ITEMS #1 & 2

2

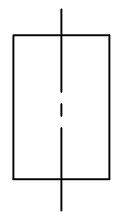
BACK
QTY.: 1
SIZE: 1/4" x 4" x 8"
SECONDARY WOOD



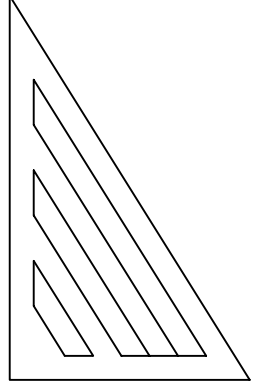
Designed By: D.WILCKENS	Title: THE HOLIDAY 2015 MINI CLOCK		
Date: 12/27/16			
COPYRIGHT © ALL RIGHTS RESERVED	Scale: FULL	Drawing #: WW-0626	Sheet 2 Of 3



6
 HANGER
 QTY.: 1
 SIZE: 1/8" x 1" x 3 1/2"
 PRIMARY WOOD

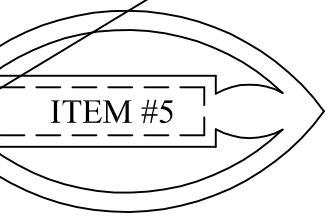


7
 STANDOFF
 QTY.: 1
 SIZE: 1/2" DIA. x 3/4"
 PRIMARY WOOD

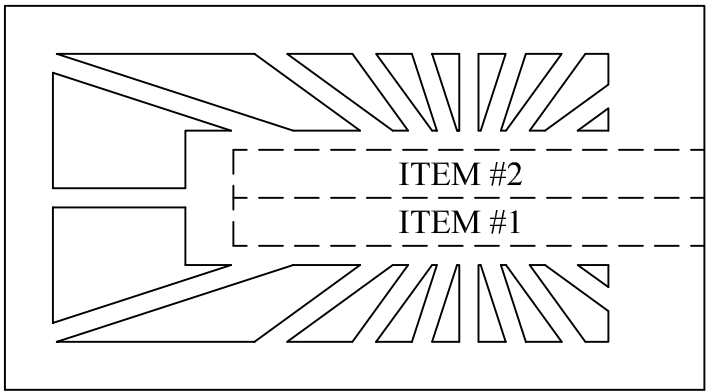
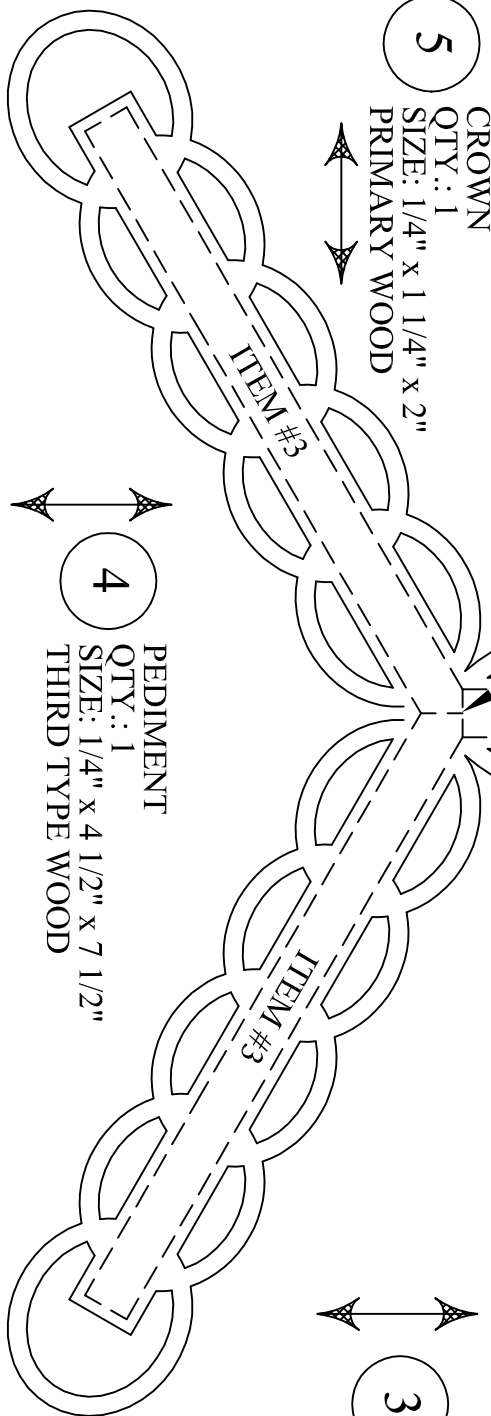


5
 CROWN
 QTY.: 1
 SIZE: 1/4" x 1 1/4" x 2"
 PRIMARY WOOD

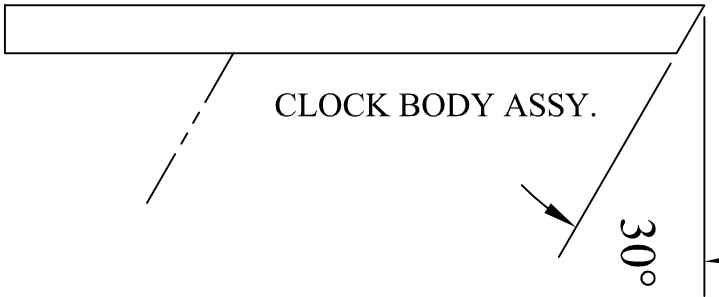
SAND 1/4" WIDE FLAT



4
 PEDIMENT
 QTY.: 1
 SIZE: 1/4" x 4 1/2" x 7 1/2"
 THIRD TYPE WOOD



3
 ROOF PANEL
 QTY.: 2
 SIZE: 1/4" x 2" x 3 3/4"
 SECONDARY WOOD



CLOCK BODY ASSY.

30°

GRAIN FLOW

Designed By:
D. WILCKENS
 Date:
 12/27/16
 COPYRIGHT ©
 ALL RIGHTS RESERVED

Title:
THE HOLIDAY 2015 MINI CLOCK
 Scale:
 FULL
 Drawing #:
 WW-0626
 Sheet 3 of 3

