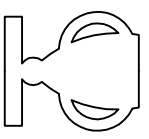
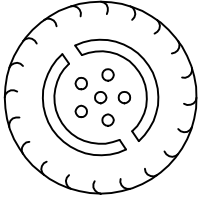



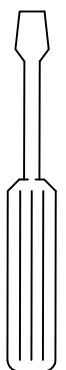
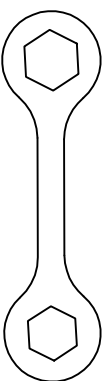
4

BACK OVERLAY  
QTY.: 1  
SIZE: 1/8" x 2 1/2" x 10"  
SECONDARY WOOD



7

OVERLAYS 2  
QTY.: 2  
SIZE: 1/8" x 1 1/4" x 3 1/2"  
SECONDARY WOOD



5

BRACKET  
QTY.: 1  
SIZE: 1/4" x 1 1/2" x 4 3/4"  
CONTRASTING WOOD



6

OVERLAYS 1  
QTY.: 1  
SIZE: 1/8" x 1" x 4 1/2"  
SECONDARY WOOD



GRAIN FLOW

Designed By: <b>D. WILCKENS</b>
Date: 9/28/12
COPYRIGHT © ALL RIGHTS RESERVED

Title: <b>THE DIE CAST SHELL</b>	Scale: FULL	Drawing #: WW-0562	Sheet 5 of 5
-------------------------------------	----------------	-----------------------	-----------------

**Wilckens Woodworking**  
Network Designs